



eTwinning

THE COMMUNITY
FOR SCHOOLS
IN EUROPE
GREECE



3-5 Oct.

Patra, Greece



Hashtags #eTwinPatras2019
#eTwinning

Twinspace and Collaboration in eTwinning Projects

Sophia Kouzouli & Vasileios Souvatzoglou

4-10-2019



Hellenic Ministry
of Education and
Religious Affairs

CTI
"DIOPHANTUS"



Computer Technology
Institute & Press



Erasmus+

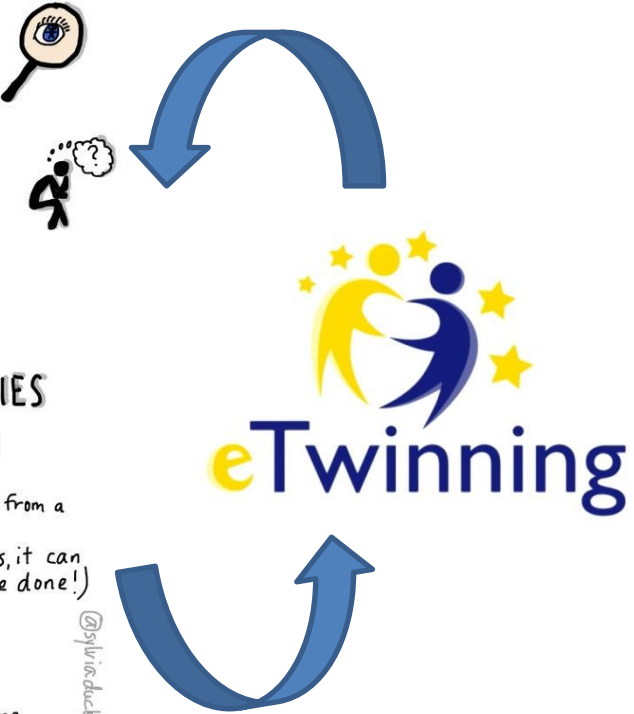
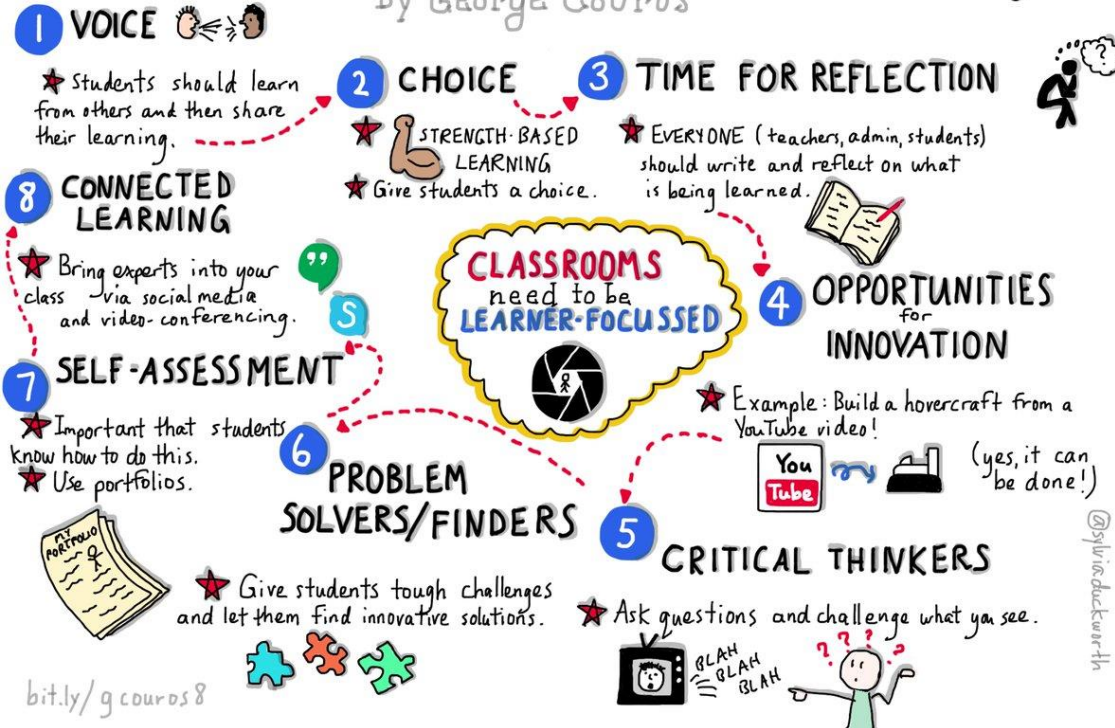


STEM MULTILATERAL SEMINAR

#eTwinPatras2019, #eTwinning
3-5 October 2019, Patra, Greece

8 Things to Look for in Today's Classroom

by George Couros



@sylvia.duckworth

bit.ly/gcouros8



eTwinning



Hellenic Ministry of Education and Religious Affairs



Computer Technology Institute & Press



Erasmus+



STEM MULTILATERAL SEMINAR

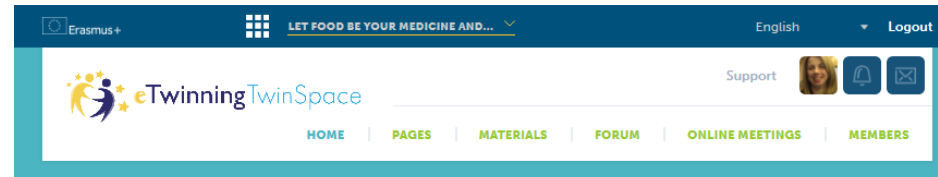


#eTwinPatras2019, #eTwinning


3-5 October 2019, Patra, Greece

Twinspace

- A safe platform
- Teachers and students work together
- Users can access their project's TwinSpace from projects' profiles in [eTwinning Live](#) or from [the eTwinning portal](#)



Let food be your medicine and medicine be your food.



Students should observe the places of their living with focusing on nature there and find how to use its products for health and food.

Teacher Bulletin

In Greece we are finishing on the 14th. Teachers work at school until the 20th

06.06.2019 17:59

Sophia Kouzouli

It's a great idea but the school will finish on the 11th june. When do you finish school?

05.06.2019 22:49

Irene Confalone



eTwinning



Hellenic Ministry of Education and Religious Affairs



Computer Technology Institute & Press



Erasmus+



STEM MULTILATERAL SEMINAR



#eTwinPatras2019, #eTwinning

3-5 October 2019, Patra, Greece

Twinspace

- From any page in the TwinSpace a drop down menu on the top-bar allows you to jump to the other areas of the platform

The screenshot shows the eTwinning TwinSpace interface. At the top, there is a navigation bar with a grid icon for shortcuts, a dropdown menu for 'TEST PROJECT 2', and options for 'English' and 'Logout'. Below this is the 'eTwinning TwinSpace' logo and a main navigation menu with items: HOME, PAGES, MATERIALS, FORUM, ONLINE MEETINGS, and MEMBERS. On the right side, there are icons for 'Support', 'Your profile', 'Notifications', and 'TwinMail'. A callout box titled 'Shortcuts to other areas of the platform' points to the grid icon. Another callout box titled 'Guidelines' points to the 'TEST PROJECT 2' dropdown. A third callout box titled 'Change the language of the interface' points to the 'English' dropdown. A fourth callout box titled 'Homepage of a TwinSpace' points to the 'eTwinning TwinSpace' logo. A fifth callout box titled 'Your profile' points to the profile icon. A sixth callout box titled 'Notifications' points to the notification bell icon. A seventh callout box titled 'TwinMail' points to the email icon. Below the main interface, a dropdown menu is shown with options: eTW Portal, Live eTwinning Live, eTG My Groups, TS My Twinspace, and LL Learning Lab.



eTwinning



Hellenic Ministry of Education and Religious Affairs



Computer Technology Institute & Press



Erasmus+



STEM MULTILATERAL SEMINAR

#eTwinPatras2019, #eTwinning
3-5 October 2019, Patra, Greece

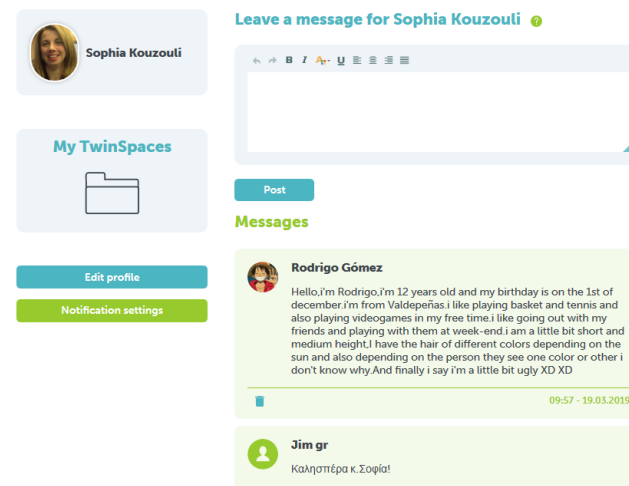
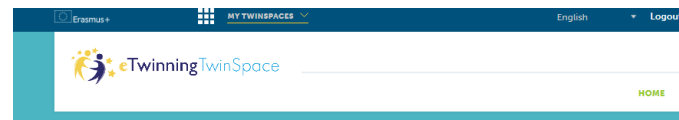
★ Twinspace

- Select TwinSpace
- Edit your profile
- Select means of receiving notifications

Manage notification(s)

Personal	Via notification centre	Via mail
New profile comments	<input type="checkbox"/>	<input type="checkbox"/>
New Twinmail messages	<input type="checkbox"/>	<input type="checkbox"/>
TwinSpace		
CREATIVE PATHS FOR YOUNG SOCIAL EN...		
	Via notification centre	Via mail
New forum threads	<input type="checkbox"/>	<input type="checkbox"/>
Replies to forum threads I subscribed to	<input type="checkbox"/>	<input type="checkbox"/>
New teacher bulletin messages	<input type="checkbox"/>	<input type="checkbox"/>
New members	<input type="checkbox"/>	<input type="checkbox"/>
New newsfeed post	<input type="checkbox"/>	<input type="checkbox"/>
New page	<input type="checkbox"/>	<input type="checkbox"/>
New materials album / folder	<input type="checkbox"/>	<input type="checkbox"/>

[Back to profile](#) [Save](#)



eTwinning



Hellenic Ministry of Education and Religious Affairs



Computer Technology Institute & Press



Erasmus+



STEM MULTILATERAL SEMINAR



#eTwinPatras2019, #eTwinning

3-5 October 2019, Patra, Greece

Homepage

- Updates and comments by all other members
 - Public
 - Only users' posts are published (no comments, no likes)
 - Users' names cannot be 'clicked' to go to their profile
 - View, comment on and like posts from project's members
- Access the Teacher Bulletin
 - Access the Instant Messenger from the 'Online Members' box
 - Join the chat room
 - Organise an online meeting
 - Create a thread

Happy GaP at School – Games and Playing at School



Students can use their achieved knowledge for practising language by using ICT on the internet in safe platform - twinspace. We can practise vocabulary, grammar, reading, speaking, writing. Students can know more about culture and differences among schools, towns and countries.



➤ Add a new post

Food 4 all



#eTwinclusion

Students are expected to enrich their knowledge on issues that concern food, nutrition and inclusion. They will collaborate, understand and compare their own culture with the culture of other people developing intercultural knowledge, respect and tolerance towards diversity, both in issues of nutrition and inclusion, working together against all forms of malnutrition. #SDGs, #CLIL



Online members



Join the chat room

Support



ONLINE MEETINGS MEMBERS

Teacher Bulletin

➤ Post an update

Online members



Join the chat room



Organise an online meeting



Create a thread



Computer Technology Institute & Press





STEM MULTILATERAL SEMINAR



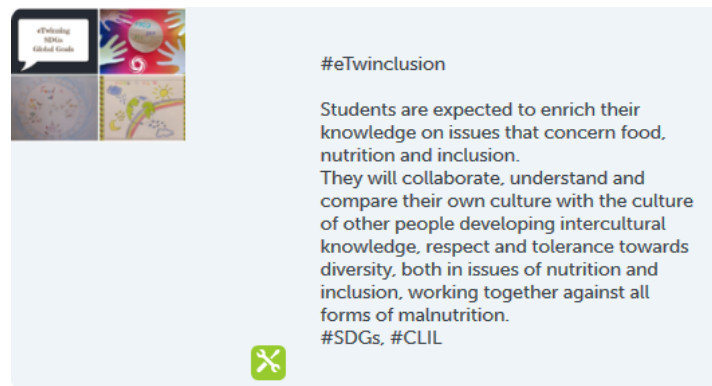
#eTwinPatras2019, #eTwinning

3-5 October 2019, Patra, Greece

Customise TwinSpace



- Edit TwinSpace settings
- ✓ In the “Settings” page users can: Change the image of the TwinSpace.
- ✓ Change the name and the description of the TwinSpace.
- ✓ Change the TwinSpace colours.
- ✓ Click save to “theme”.



Edit profile



Computer Technology Institute & Press





STEM MULTILATERAL SEMINAR



#eTwinPatras2019, #eTwinning

3-5 October 2019, Patra, Greece

Pages

- Share content
- Organise activities
- Upload materials

Create a page

- who can see this page?
 - Just me (and administrators): **draft**
 - Everyone on the internet: copyright, e-safety rules

By clicking "OK" I declare I own the copyright, or have permission from the copyright holder, to publish all pictures embedded in this page. eSafety notice: All content (including images) within this page will be accessible to anyone on the internet with the URL of this TwinSpace. If you are uploading a picture of another person or of a minor you need first to get approval from them or from a parent or a guardian respectively.

Ok Cancel

- who can edit this page?

Who can see this page

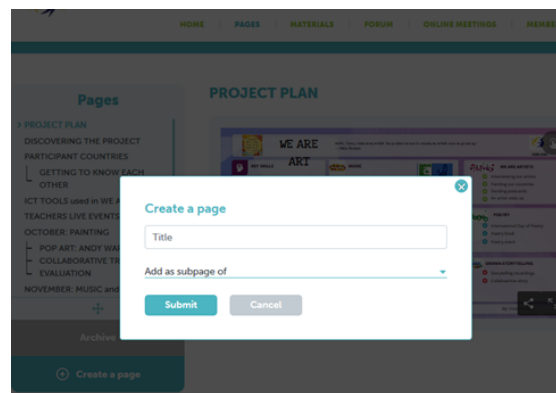
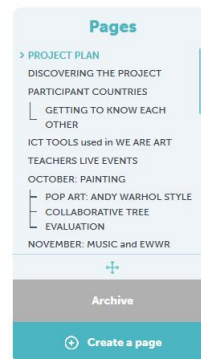
- Everyone on the Internet
- TwinSpace members
- Just me (and administrators)

Save changes

Who can edit this page?

- Pupil administrators
- Visitors
- Pupils
- Administrators
- Teachers

Save changes



Computer Technology Institute & Press





STEM MULTILATERAL SEMINAR



#eTwinPatras2019, #eTwinning

3-5 October 2019, Patra, Greece


Pages

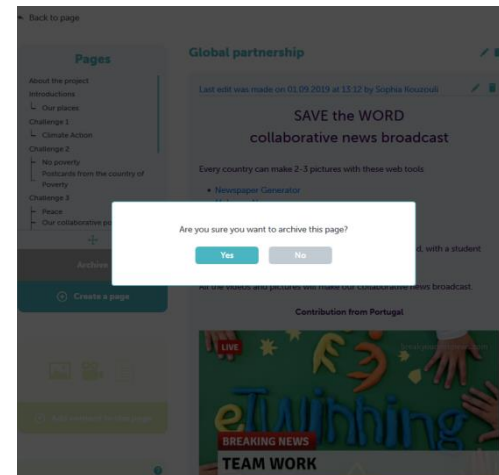
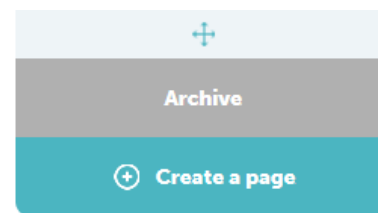
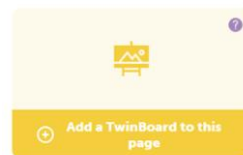

➤ They contain different features:

❑ **Content:** Text-Images-Videos

❑ **A TwinBoard:** an interactive board where you can post text, images, or embed videos

❑ **A poll:** survey opinions

- They cannot be deleted completely
- They can be re-ordered 
- They can be archived (click on the trash bin next to the page's title)
- They can be restored



eTwinning



Hellenic Ministry of Education and Religious Affairs



Computer Technology Institute & Press



Erasmus+



STEM MULTILATERAL SEMINAR



#eTwinPatras2019, #eTwinning

3-5 October 2019, Patra, Greece

Pages

Embedding tools

❑ For Padlet, ThingLink, Prezi, Slideshare, Calameo, issuu, genially and dotstorming use the embed code

❑ For learning apps, storyjumper, padlet, doodle, google spreadsheet and google doc use the url in the src box of the iframe icon



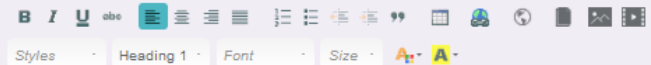
❑ Other tools: use a screenshot and the link icon



Stem Challenges

Last edit was made on 02.10.2019 at 16:24 by Sophia Kouzouli

Content



Let's STEM along with our students!



eTwinning



Hellenic Ministry
of Education and
Religious Affairs



CTI
'DIOPHANTUS'

Computer Technology
Institute & Press



Erasmus+



STEM MULTILATERAL SEMINAR



#eTwinPatras2019, #eTwinning

3-5 October 2019, Patra, Greece

Materials

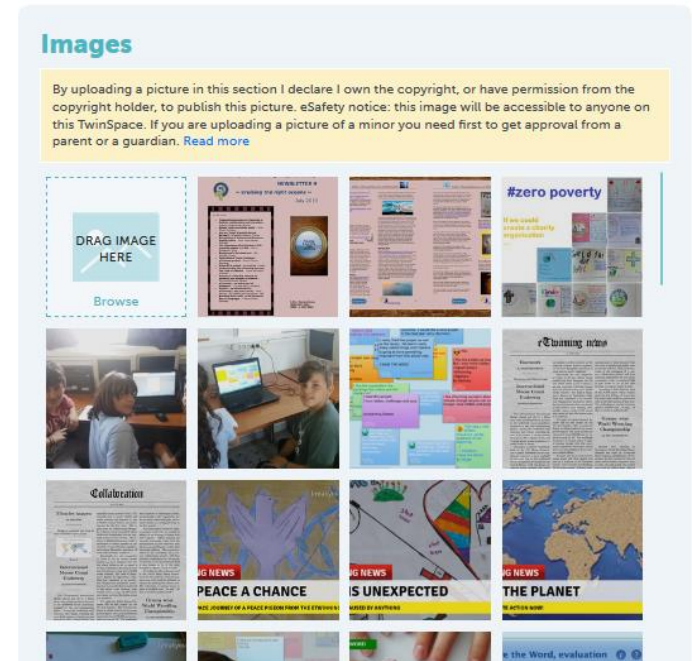
Repository of the project's images, videos and files

- If we delete something from here, it will be gone also from the page
- Edit - delete them by hovering above them
- Check if you can use pictures (have the copyright) and the permission of the people depicted

Images



Search



eTwinning



Hellenic Ministry of Education and Religious Affairs



Computer Technology Institute & Press



Erasmus+



STEM MULTILATERAL SEMINAR



#eTwinPatras2019, #eTwinning

3-5 October 2019, Patra, Greece

Images

- ✓ 2 MB maximum
- ✓ Organize them in albums

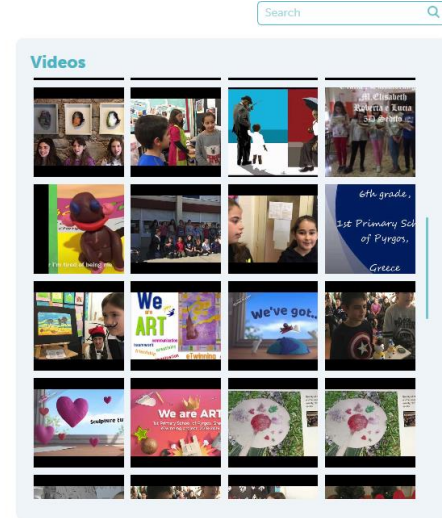
Videos

- ✓ Click on the Add video and insert the video URL you want to upload DailyMotion, Vimeo, YouTube

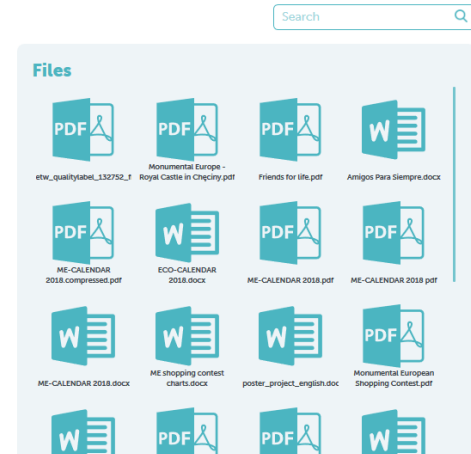
Files

- ✓ Document (Word/PDF), 20 MB maximum
- ✓ A variety types of files

Videos



Files



eTwinning



Hellenic Ministry of Education and Religious Affairs

CTI

"DIOPHANTUS"



Computer Technology Institute & Press



Erasmus+



STEM MULTILATERAL SEMINAR



#eTwinPatras2019, #eTwinning

3-5 October 2019, Patra, Greece

Practice on Test TwinSpace

Task 1

Use the usernames and passwords to have access to the project Test West in Ileia

- Post a comment on the homepage
- Select the STEM page and upload a picture or a video with which you can start familiarizing your students with STEM



Test West in Ileia

17.01.2018



eTwinning



Hellenic Ministry
of Education and
Religious Affairs



CTI
"DIOPHANTUS"

Computer Technology
Institute & Press



Erasmus+



STEM MULTILATERAL SEMINAR



#eTwinPatras2019, #eTwinning

3-5 October 2019, Patra, Greece

Forum

1. Start a forum discussion

- Generate communication between Ss
- Require Ss to reply to other students' posts

2. Teach students how to take part in the forum

- Familiarize students with the forum
- Provide instructions on how to post and use it

3. Bring the forum into the classroom

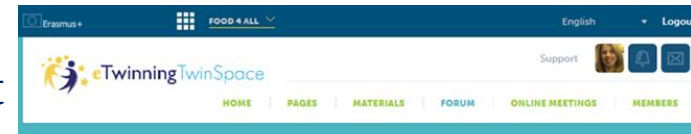
4. Use the forum pedagogically

- encourage collaboration
- practise writing
- an alternate method of motivating Ss to participate

Forum ?

Start a discussion, and then add threads for your partners to reply. If you want, you can also add a poll to your thread.

Discussions



Forum ?

Start a discussion, and then add threads for your partners to reply. If you want, you can also add a poll to your thread.

Discussions

Children's rights and responsibilities
1 thread(s)
54 message(s)

Latest threads

In your opinion, what is the most important right?
54 replies - 14.05.2018

My forum posts

RE: In your opinion, what is the most important right?
0 replies - 26.05.2018
In your opinion, what is the most important right?
54 replies - 14.05.2018



eTwinning



Hellenic Ministry
of Education and
Religious Affairs



Computer Technology
Institute & Press



Erasmus+



STEM MULTILATERAL SEMINAR



#eTwinPatras2019, #eTwinning

3-5 October 2019, Patra, Greece

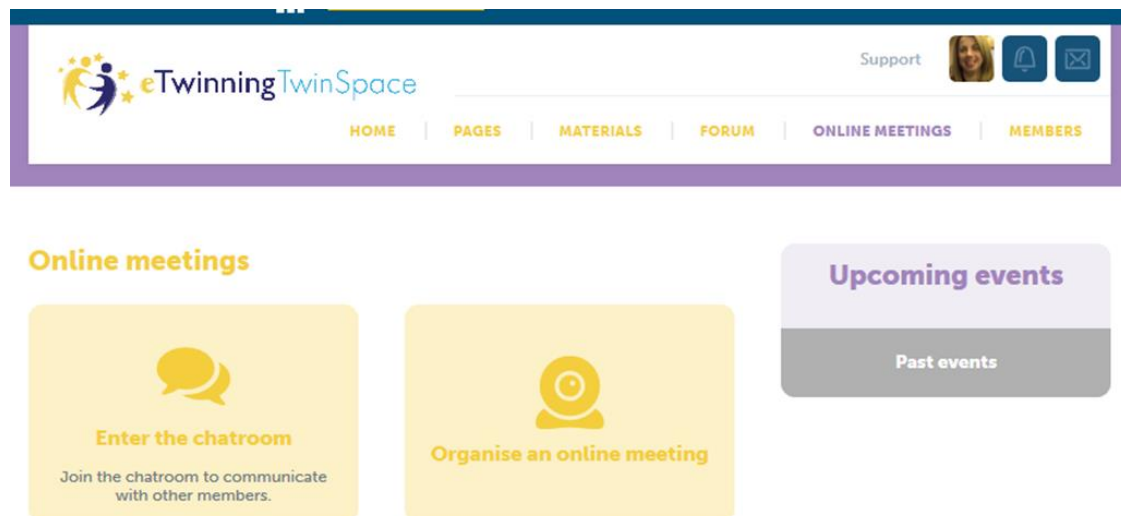
Workshop

Tools for **synchronous communication**

☐ Chat room

Members join a live discussion

☐ Online meetings



eTwinning



Hellenic Ministry of Education and Religious Affairs



Computer Technology Institute & Press



Erasmus+



STEM MULTILATERAL SEMINAR

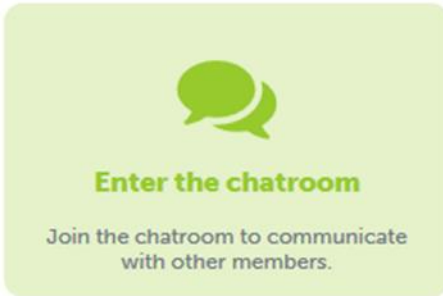


#eTwinPatras2019, #eTwinning

3-5 October 2019, Patra, Greece



Live: Chat room



- ❑ All online members can **communicate**
- ❑ Teachers can **download** and **export** the **chat history**

Chat room

Chats in this room are not private. All chats are logged and can be read by your TwinSpace administrator. Chats are stored for 3 months.

* You have joined the chat

19:21 Me

Hello, dear all!

B I

Download chat history

Chat participants

@Sophia Kouzouli



eTwinning



Hellenic Ministry of Education and Religious Affairs



Computer Technology Institute & Press



Erasmus+



STEM MULTILATERAL SEMINAR




#eTwinPatras2019, #eTwinning

3-5 October 2019, Patra, Greece

Live: Chat room

- ❑ Click on Download chat history button
- ❑ Export Chat log history
- ❑ Set the start and end date
- ❑ Pedagogical use of a structured chat session:
 - Foster the courtesy and respect expected in a group conversation
 - Assess the contribution of all members



Date/time		
A	B	C
Date/time	Author	Message
21.04.2019 18:05	Sophia Kouzouli	Left the chat.
21.04.2019 18:21	Sophia Kouzouli	Hello dear all!



eTwinning



Hellenic Ministry
of Education and
Religious Affairs



CTI
'DIOPHANTUS'

Computer Technology
Institute & Press



Erasmus+



STEM MULTILATERAL SEMINAR



#eTwinPatras2019, #eTwinning

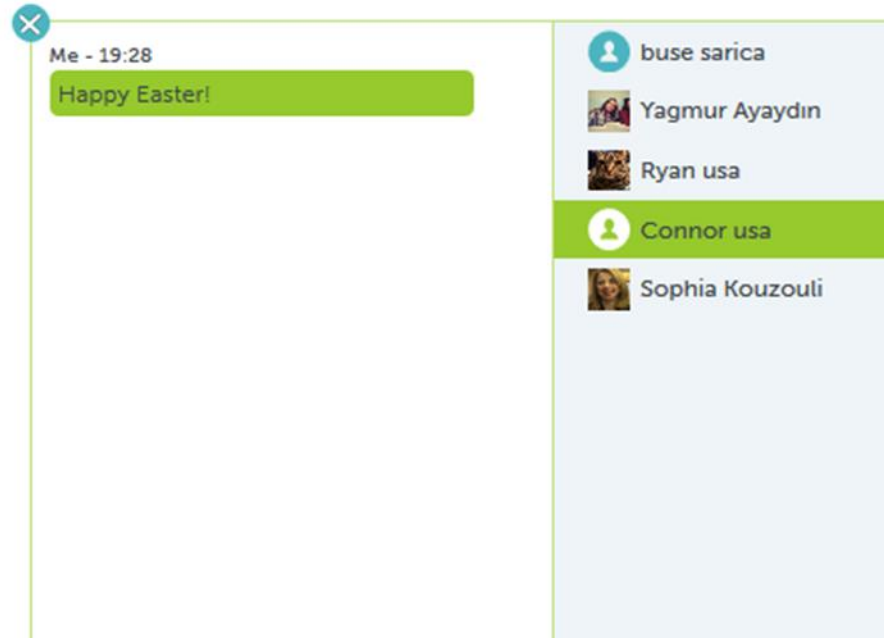
3-5 October 2019, Patra, Greece



Live, 1:1 messages

Instant collaboration:

- ❑ send short 1:1 direct messages to other members who are online



eTwinning



Hellenic Ministry
of Education and
Religious Affairs

CTI
"DIOPHANTUS"



Computer Technology
Institute & Press



Erasmus+



STEM MULTILATERAL SEMINAR




#eTwinPatras2019, #eTwinning

3-5 October 2019, Patra, Greece

★ Live events

- ❑ Click on the **Organize an online meeting** button to set up a Live Event
- ❑ Book a time slot
- ❑ Just before the starting time the **ENTER ROOM** button will become visible
- ❑ Presenters can **share** their computer screen, open a collaborative whiteboard or show a presentation or document
- ❑ Participants can communicate with **audio** and **video** or just make use of the **chat box**



eTwinning



Hellenic Ministry
of Education and
Religious Affairs



CTI
'DIOPHANTUS'

Computer Technology
Institute & Press



Erasmus+



STEM MULTILATERAL SEMINAR



#eTwinPatras2019, #eTwinning

3-5 October 2019, Patra, Greece

Live events

HOME | PAGES | MATERIALS | FORUM | ONLINE MEETINGS | MEMBERS

Organise an online meeting

General

Title *

Description

Time slot
Please select the number of participants, duration and date for your event and then click on "Search" to get a list of available timeslots.

Number of participants *
Select

Duration *
Select

Date

Organise an online meeting

General

Title *
The New Twinspace

Description

Time slot
Please select the number of participants, duration and date for your event and then click on "Search" to get a list of available timeslots.

Number of participants *
51 - 75

Duration *
1 hour

Date
23.04.2019

Available slots

- From 10:30 to 11:30 (L.T.1)
- From 11:00 to 12:00 (CET)
- From 11:30 to 12:30 (CET)
- From 12:00 to 13:00 (CET)
- From 12:30 to 13:30 (CET)
- From 13:00 to 14:00 (CET)
- From 13:30 to 14:30 (CET)
- From 14:00 to 15:00 (CET)
- From 14:30 to 15:30 (CET)
- From 15:00 to 16:00 (CET)
- From 15:30 to 16:30 (CET)
- From 16:00 to 17:00 (CET)
- From 16:30 to 17:30 (CET)
- From 17:00 to 18:00 (CET)
- From 17:30 to 18:30 (CET)
- From 18:00 to 19:00 (CET)
- From 18:30 to 19:30 (CET)
- From 19:00 to 20:00 (CET)
- From 19:30 to 20:30 (CET)

Upcoming events

Multilateral Seminar, Patras, Greece, 3-5 October 2019

04.10.2019

Time: 08:30

Past events



eTwinning



Hellenic Ministry of Education and Religious Affairs



Computer Technology Institute & Press



Erasmus+



STEM MULTILATERAL SEMINAR



#eTwinPatras2019, #eTwinning

3-5 October 2019, Patra, Greece

Live events

- ❑ The Live Event cannot be accessed with accounts of pupils
- ❑ When organizing a virtual meeting with project partners, teachers should display the Live Event on a big screen in the classroom



eTwinning



Hellenic Ministry
of Education and
Religious Affairs



Computer Technology
Institute & Press



Erasmus+



STEM MULTILATERAL SEMINAR



#eTwinPatras2019, #eTwinning

3-5 October 2019, Patra, Greece

Members

- ❑ All members of the twinspace
- ❑ Export in excel the usernames of their invited students
- ❑ Search for a member
- ❑ Filter by member type
- ❑ Change member type
- ❑ Delete member
- ❑ Reset pupil password
- ❑ Invite new members
- ❑ Send message to all members of this TwinSpace

Members

10 Teachers 82 students 1 guests 1 online

Search

Contact

Invite members Export invited pupils

Abril Buchaca Pupil

Adam Bfr Pupil

Join the chat room

Online members



eTwinning



Hellenic Ministry
of Education and
Religious Affairs



CTI
"DIOPHANTUS"

Computer Technology
Institute & Press



Erasmus+



STEM MULTILATERAL SEMINAR



#eTwinPatras2019, #eTwinning

3-5 October 2019, Patra, Greece

Members

Contact

Administrators can:

❑ Invite members to the TwinSpace

→ Add teachers, pupils and visitors

❑ Export a pupils' list with their usernames

→ For safety reasons, **pupils' passwords cannot be exported and downloaded.**

→ **Reset password** (by the teacher who invited them)

[Invite members](#)

[Export invited pupils](#)

[Download export](#)

Reset password

Reset the password for **Alexandra gr** by typing a new password. The password must be at least 6 characters long.

Password

Confirm password

Submit

Cancel



eTwinning



Hellenic Ministry
of Education and
Religious Affairs



CTI
'DIOPHANTUS'

Computer Technology
Institute & Press



Erasmus+



STEM MULTILATERAL SEMINAR



#eTwinPatras2019, #eTwinning

3-5 October 2019, Patra, Greece

Members

- ❑ **Change a member's user permissions**
 - Find the member and **select the drop down** that displays their role
 - **Teacher administrator** - can edit and delete everything
 - **Teacher** - can only edit and delete their own and their pupils' content
 - **Pupil administrator** - can then be assigned to edit pages the T. defines
 - **Pupil** - can add images and videos and can only edit pages that pupils are allowed to edit
 - **Visitor** - can see content within a TwinSpace - but can edit if she/he is given the right to edit

thanasis gr

Pupil

Πύργος, Greece
1ο Δημοτικό Σχολείο Πύργου

Last access: 15.05.2019

Sophia Kouzouli

Teacher administrator

Πύργος, Greece
1ο Δημοτικό Σχολείο Πύργου

Last access: 02.10.2019



eTwinning



Hellenic Ministry
of Education and
Religious Affairs



CTI
'DIOPHANTUS'

Computer Technology
Institute & Press



Erasmus+



STEM MULTILATERAL SEMINAR



#eTwinPatras2019, #eTwinning

3-5 October 2019, Patra, Greece

★ Members

- ❑ **Delete members**
- ❑ **Contact the members of your choice**
 - Choose the members you want
 - Contact them for a specific task
- ❑ **Check out their profile page**

TwinMail - Compose

To

Abby usa x Alberto Moreno x ali hatanet x André Pfeifer x andrew gr x Global schools

Subject

Message

Send Cancel



eTwinning



Hellenic Ministry
of Education and
Religious Affairs



Computer Technology
Institute & Press



Erasmus+



STEM MULTILATERAL SEMINAR



#eTwinPatras2019, #eTwinning

3-5 October 2019, Patra, Greece

Members

Invite members

Invite teacher

1. Choose a country

Select

- Ukraine
- United Arab Emirates
- United Kingdom
- United States
- United States Minor Outlying Islands
- Uruguay
- Uzbekistan



Teacher



Students



Guests

Invite guests

1. Invite new or existing guests

Existing guests

#1

Verify



New guests

#1

Verify



1. Choose a country

United Kingdom

Teachers from United Kingdom are covered by eTwinning. These teachers must be registered for eTwinning, and can then be invited to the project in eTwinning Live.



eTwinning



Hellenic Ministry of Education and Religious Affairs



Computer Technology Institute & Press



Erasmus+



STEM MULTILATERAL SEMINAR



#eTwinPatras2019, #eTwinning

3-5 October 2019, Patra, Greece

★ Members

Invite students

- ❑ Checking if they are already registered
- ❑ Check their name or username
- ❑ Click on “verify”
- ❑ Invite new students and set a password
- A parental/guardian consent is required to invite pupils
- A parental/guardian consent is required to take and upload pictures /videos of the students

1. Invite new or existing students

Existing students

#1

Verify



New students

#1

Verify



eTwinning



Hellenic Ministry
of Education and
Religious Affairs



CTI
"DIOPHANTUS"

Computer Technology
Institute & Press



Erasmus+



STEM MULTILATERAL SEMINAR



#eTwinPatras2019, #eTwinning

3-5 October 2019, Patra, Greece

- Find the right people to connect
- Explore the platform
- Network with colleagues and engage in groups
- Improve your teaching skills: [Self Teaching Materials](#), seminars, workshops, learning events
- Get inspired: Kits, projects, testimonials



Start a project: explore the partner forums, search for a project, found a project with a partner

Let's start

Beginning in eTwinning Plus

Have you registered in eTwinning Plus? **LET'S START!**

1



FIND THE RIGHT PEOPLE TO CONNECT!

Welcome to the eTwinning Community where thousands of like-minded teachers are ready to get in touch and start working with you. If you need help you can, contact your [Patras Support Agency](#) or the eTwinning Ambassadors in your region. Go to eTwinning Live, and enrich your profile with pictures and information about yourself. [Search for other eTwinners](#) who share your interest in a theme, or an age category.

2



TAKE TIME TO READ AND EXPLORE!

eTwinning Plus offers many possibilities to explore:

[Project](#): share ideas, tools, and inspiration.

[Recognition](#): gain formal acknowledgement for your work in eTwinning.

[Professional development](#): develop yourself with free, and high quality learning.

3



NETWORK WITH OTHER COLLEAGUES AND ENGAGE IN GROUPS!

eTwinning Groups are a place to connect with people with similar interests; search for topics, subjects, geographical areas. Join a public, private or why not try one of our featured eTwinning Groups? If you are a beginner and need more guidance, you can join [Virgilio](#), the group for new eTwinners.

4



THERE IS ALWAYS ROOM FOR IMPROVEMENT!

eTwinning Plus helps you improve your teaching skills, engage your pupils, empower your school, and enrich your community!

- Use the [eTwinning Self-teaching materials to learn about the eTwinning tools](#).
- Check your potential via the [Monitoring eTwinning Practice tool](#) where you will assess your competences, and learn how to get the most out of eTwinning.
- Join our free [Learning Events](#) and [Online Seminars](#) led by experts in dozens of different areas. Watch them on our [Youtube channel](#).

5



ARE YOU READY TO START A PROJECT, OR LOOKING FOR INSPIRATION?

Join the [partner forums](#) and find out what other teachers [do or want to do](#). After the first contacts, it will be easy to register a project and start your eTwinning journey.

MAKE THE FIRST STEP TODAY!

plus.etwinning.net



eTwinning



Hellenic Ministry of Education and Religious Affairs

CTI
"DIOPHANTUS"



Computer Technology Institute & Press



Erasmus+



STEM MULTILATERAL SEMINAR



#eTwinPatras2019, #eTwinning

3-5 October 2019, Patra, Greece

10 Steps for a Successful Project

1. Create a detailed schedule of activities (deadlines etc)
2. Decide on the activities you will do and the tools you will use

Tools	Address
Answer Garden	https://answergarden.ch
Bighugelabs	https://bighugelabs.com
Biteable	https://biteable.com
edpuzzles	https://edpuzzle.com/
Google Family	https://www.google.com
Issuu	https://issuu.com

- 1. CREATE**: a detailed schedule of your activities (deadlines for the activities and holidays in each school)
- 2. DECIDE**: in collaboration with your colleagues what activities you will organize and what tools you will use
- 3. AGREE**: upon the participants rules together with your project partners and publish them on the TwinSpace
- 4. INFORM**: your head teacher, other colleagues and your students about the project and invite your students in the TwinSpace
- 5. PLAN**: your TwinSpace with icons and create Pages for each of the activities you will organize with a short description on the top of the page
- 6. USE**: the TwinSpace communication tools, Tutorial, Teacher Bulletin, Discussion Forum
- 7. ADD**: a regular live element Chat or live event
- 8. INTEGRATE**: collaborative activities into your existing projects, invite the students up in transnational groups and assign roles or train your students up according to their interests/ talents. Try to have a concrete outcome as a result of the collaborative work, eg. an eBook, a shared diary, a video etc.
- 9. PROVIDE**: feedback by commenting on each other's work, integrating ongoing assessment activities, updating the public journal with new activities introduced or the ones accomplished, and asking students to comment on their experience there.
- 10. GET**: recognition for your project. Apply for a Quality Label, put your project forward for awards and prizes and promote your project on the website of your school, the school community and/or different educational events.

www.etwinning.net



eTwinning



Hellenic Ministry of Education and Religious Affairs



Computer Technology Institute & Press



Erasmus+



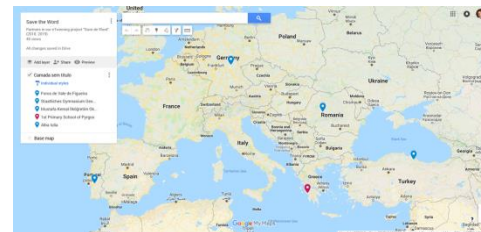
STEM MULTILATERAL SEMINAR



#eTwinPatras2019, #eTwinning

3-5 October 2019, Patra, Greece

3. Agree upon the netiquette rules
4. Inform head teachers, colleagues, students and parents
5. Plan your Twinspace



ICT world, 12-15

- Project idea
- Partners' schools introduction
- Introducing the regions
- Introducing the countries
- Logo competition
- Logo competition
- SCRATCH games
 - Game step by step: start by CZ
 - Game step by step: start by DE
 - Game step by step: start by FI
 - Game step by step: start by FR
 - Game step by step: start by LV
 - Game step by step: start by SP
 - Scratch games step by step
 - SCRATCH games - final versions
- SCRATCH greeting cards
 - Christmas scratch cards :)
 - Summer vacation
- SCRATCH - Code Week 2017
- GEOGEBRA art by using tools
 - GEOGEBRA Spring Contest
 - Winners of the Spring Contest
 - GEOGEBRA - Easter eggs
 - STAR TEAM Contest
 - Winners STAR TEAM Contest
- GEOGEBRA art by using animation
- GEOGEBRA animations in real life
 - More of animations in real life
- More of SCRATCH and GEOGEBRA
- Evaluations
- Entries by friends of our project
- Contacts



- WELCOME
- WHO WE ARE
- WE ARE FROM...
- GETTING TO KNOW EACH OTHER
- 5 COUNTRIES, 5 MONUMENTS
 - Our 5 Monuments
 - Our 5 countries
 - Our souvenirs
 - Other monuments, extra work
 - Leaflets of the monuments
- PROJECT LOGO
- MULTILINGUAL DICTIONARY
- MONUMENTAL EUROPE QUIZZES
- LIVE EVENTS
- MONUMENTAL EUROPE CALENDAR 2018
- MONUMENTAL SHOPPING CONTEST
- MONUMENTAL EUROPE HYMN
- MONUMENTAL EUROPE TYPICAL DANCES
- EUROPEAN MONUMENT CONTEST
 - The winner monument to represent our EUROPE
- ME, THE TRAVELING MASCOT
- MONUMENTAL EUROPE EVALUATION
 - Analyzing the evaluation results
- DISSEMINATION
- MONUMENTAL EUROPE IN 3 MINUTES!
- ME AWARDS
- eTwinning award European year of Cultural Heritage



eTwinning



Hellenic Ministry of Education and Religious Affairs



Computer Technology Institute & Press



Erasmus+



STEM MULTILATERAL SEMINAR



#eTwinPatras2019, #eTwinning

3-5 October 2019, Patra, Greece

6. Use Twinspace communication

7. Organise Live events



There is our Christmas meeting: Czech school from Skuteč and Greek school from Pyrgos, Greece:



eTwinning



Hellenic Ministry of Education and Religious Affairs

CTI

"DIOPHANTUS"



Computer Technology Institute & Press



Erasmus+



STEM MULTILATERAL SEMINAR

#eTwinPatras2019, #eTwinning
3-5 October 2019, Patra, Greece

8. Integrate: collaborative activities, create National and Transnational groups

The witch

What is she like?

evil
wicked
cruel
jealous



Your First Assignment

You've got a message from the King:

2. Share a number which is the most interesting for you?

In this lesson students present their choices of the most interesting numbers for them. They have to Prepare a short speech about its properties using Augmented Reality!

$$\vec{F} = m\vec{a}$$

$$E = mc^2$$

$$P^2 \propto a^3$$

$$\frac{\hbar^2}{2m} \nabla^2 \Psi + V\Psi = i\hbar \frac{\partial \Psi}{\partial t}$$

$$e^{i\pi} + 1 = 0$$

$$\vec{E} = \frac{kq}{r^2} \hat{r}$$

$$\Delta x \Delta p \geq \frac{\hbar}{2}$$

$$\nabla^2 \varphi = 0$$

$$\oint \vec{E} \cdot d\vec{A} = \frac{q}{\epsilon_0}$$

$$f(x) = \sum \frac{f^{(n)}(0)x^n}{n!}$$

$$E = hf$$

$$V = IR$$

$$a^2 + b^2 = c^2$$

$$\vec{F} = \frac{Gm_1m_2}{r^2} \hat{r}$$

Share your number with your european friends !



eTwinning



Hellenic Ministry of Education and Religious Affairs

CTI
"DIOPHANTUS"



Computer Technology Institute & Press



Erasmus+



STEM MULTILATERAL SEMINAR

#eTwinPatras2019, #eTwinning
3-5 October 2019, Patra, Greece



- 9. Provide feedback: reflect and evaluate
- 10. Get recognition for your project: apply for a Quality Label

We are ART: Reflection
Students and teachers reflect on the We are ART project, their participation, their cooperation and their collaborative work.

Alonia
I loved making the posters! The 'postermyswall' site was easy to use and it was nice to play with ideas there.
- I think the land art was the best! It was fun doing art outside with the others.
- I liked painting things from our culture. It was also great to learn things from other countries too.
- I think the best activity was the storytelling. I liked to write the story and act.

Finland
3. Which was your favourite activity? why?
- I loved making the posters! The 'postermyswall' site was easy to use and it was nice to play with ideas there.
- I think the land art was the best! It was fun doing art outside with the others.
- I liked painting things from our culture. It was also great to learn things from other countries too.
- I think the best activity was the storytelling. I liked to write the story and act.

France
1. Did you enjoy 'we are art project' why?
- It was great because there were lots of cool activities
- I liked to skype
- I found it funny
- I liked it creative
- I liked it because we did art while learning English
- We had fun and some new friends
- We managed to speak and work with people we did not know before
- It was COOL
- We have shared things with other countries

Greece
Reflections
On June 14th Friday, 2019 students expressed their opinion about our eTwinning project
Reflections, Greece by Sophia Kouzouli

Italy
5d Sedilo opinions
First time in e.Twinning also for us. Great experience because we don't like traditional pen-and-paper, sitting at a desk approach to testing, so we were so happy for more active and fun-type tasks such as presentations, investigations, collaboration with European partners ,research, group work in the e.Twinning platform ! We liked Pop Art, the activities about poetry , Land Art and Storytelling.

The Netherlands
Evaluation group 6
Drama, painting, making instruments, making interviews about painting... So many fond memories fantastic project!

How did the project FOOD4ALL add to your experience?

Type your answer here...

40 characters remaining

I learnt new recipes from students (c.g) I admire the desire to see eyes (managers) offered motivation for volunteerism (c.g)

change the perspective of us (r.g) authenticating in the classroom(s.k.)

got inspired to take action (s.k.)

raise ss'awareness on global issues(s.k)

i became familiar with web tools (c.g)

raise awareness on global problems(r.g) I learnt to believe in kids(r.g) thanks food4all for learning

it helped me raise awareness on hunger teach sustainable development goals(k)

How do you think the project FOOD4ALL has helped you child?

Type your answer here...

40 characters remaining

communicate with turkish children

it promoted collaboration. improvement of english and cooperation improvement of english it was very interesting and useful. a passport to travel worldwide

active participation **respect other cultures**

take action **collaboration** very much **critical thinking**

it helped him a lot to think in english

communication communicate with other countries

improvement of cooperation abilities useful and interesting

fight hunger joy inspiration

ict interest **use english** it is very interesting

healthy diet **responsibility** raise awareness

he learnt that english lesson is soooort useful and interesting it also promoted collaboration.



Hellenic Ministry of Education and Religious Affairs

CTI "DIOPHANTUS"



Computer Technology Institute & Press



Erasmus+



STEM MULTILATERAL SEMINAR



#eTwinPatras2019, #eTwinning

3-5 October 2019, Patra, Greece

★ Practice on Test TwinSpace

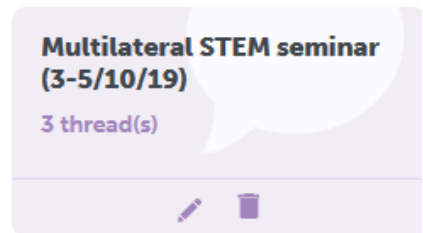
Task 2: Go to Test West in Ileia



Test West in Ileia

17.01.2018

- Find the forum discussion:
 - **Let's engage in STEM activities I** (1st session)
 - **Let's engage in STEM activities II** (2nd session)
 - **Let's engage in STEM activities III** (3rd session)
- Post a reply to the forum thread
- Upload a video/picture and add a few words about it
- Take part in the poll



eTwinning



Hellenic Ministry
of Education and
Religious Affairs



CTI
'DIOPHANTUS'

Computer Technology
Institute & Press



Erasmus+



STEM MULTILATERAL SEMINAR



#eTwinPatras2019, #eTwinning

3-5 October 2019, Patra, Greece

Reflect and Evaluate:

- Visit the Poll.ly at <https://poll.ly/#/Gx4Ye1vV>
- Answer the question:
 - ❑ What feature of the Twinspace are you likely to use the most and why?

Sophia Kouzouli asked you

"Multilateral STEM seminar (Patra, 3-5/10/19): What feature of the Twinspace are you likely to use the most and why?"

pollly

eTwinning



Hellenic Ministry of Education and Religious Affairs



Computer Technology Institute & Press



Erasmus+

The impact of eTwinning on the community

THE COMMUNITY FOR SCHOOLS IN EUROPE

Sophia Kouzouli
eTwinning ambassador, Greece

1. connect and communicate

- PROMOTES
- RESPECT
- DEMOCRATIC CULTURE
- COMMUNICATION
- EXCHANGE OF IDEAS

2. Collaborate

ALL MEMBERS OF THE COMMUNITY BECOME ACTIVE AND HAVE OPPORTUNITIES

- LOCAL AUTHORITIES
- PARENTS
- COLLEAGUES
- THE WHOLE SCHOOL
- LOCAL ORGANIZATIONS

3. Act for a common cause

WHAT YOU DO AT SCHOOL HELPS THE COMMUNITY AS A WHOLE

- THE ENVIRONMENT
- THE FAMILY
- HUMAN RELATIONSHIPS
- THE DEVELOPMENT OF THE COMMUNITY

4. Share and celebrate

SHARE YOUR ACCOMPLISHMENTS WITH THE COMMUNITY AND CELEBRATE YOUR SUCCESS!

NEW PRACTICES
INNOVATIVE IDEAS
INSPIRATION
CITIZENSHIP
INTERCULTURAL DIALOGUE
INCLUSION
RECOGNITION

be part of the most exciting learning community in Europe!



STEM MULTILATERAL SEMINAR



#eTwinPatras2019, #eTwinning

3-5 October 2019, Patra, Greece

★ Go to TwinSpace,
Work and collaborate,
Make your projects happen.



sophiakouz@yahoo.com , FB: Sophia Kouzouli, Twitter: @sophiakouz,
Blog: <http://blogs.sch.gr/skouzouli/>, eTwinning Group: Global Schools,
<https://groups.etwinning.net/85393/home>

basou@sch.gr , FB: Vassilios Souvatzoglou

ETWINNING IS...

**COLLABORATION
INTERACTION
INSPIRATION
INNOVATION
FUN**

Connect and collaborate

THE WORLD'S BIGGEST TEACHERS' NETWORK

The most exciting learning community





eTwinning



Hellenic Ministry of Education and Religious Affairs



Computer Technology Institute & Press



Erasmus+