

Using Music in eTwinning

Rute Baptista
eTwinning Central Support Service



PDW for Arts and Culture 2014 Corfu

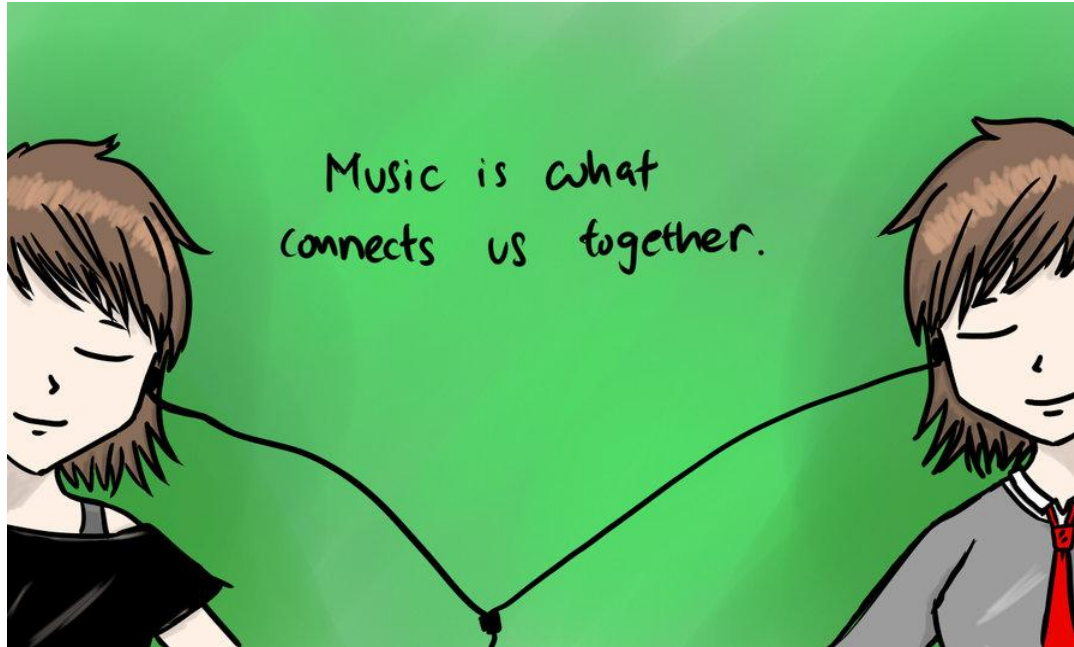
Music

“Music is ... A higher revelation
than all Wisdom & Philosophy”
— Ludwig van Beethoven



“Music gives a soul to the
universe, wings to the mind,
flight to the imagination
and life to everything.”
— Plato


Why Music



“Music is the great uniter. An incredible force. Something that people who differ on everything and anything else can have in common.”

— Sarah Dessen, Just Listen

Why Music



“Music is the universal language of mankind.”

— Henry Wadsworth Longfellow

I would teach children music, physics, and philosophy, but most importantly music, for the patterns in music and all the arts are the keys to learning. - Plato

Live examples

Music
in the
Classroom



Using music collaboratively

Collaboration is working with others to accomplish a task and to achieve shared goals.



Brainstorm



How to use Music in a cross curricular way?

Brainstorm



How to work with music collaboratively?

Examples of activities

Examples of collaboration activities

- ★ Play the same music in your own traditional music style.

[Bach to Africa](#)

Music
History
Civics
Geography
....and more

Examples of collaboration activities

- ★ Use music to unite school subjects: pick a music and analyse it from different angles:
 - Lyrics
 - Origin
 - timber/tone, pitch,
 - structure, dynamics, duration.
 - Instruments used
- Music
Maths
History
(Foreign) Languages
Geography
....and more

Examples of collaboration activities

★ Use sound to explore the world around you:

- Sound walk: brainstorm with students the kinds/sources of sounds that they expect to hear e.g. traffic, birdsong etc.
- They would go for a walk and record the sounds
- They should write a short paragraph to accompany each file explaining (in musical terms) the musical elements contained in the sound e.g. it is melodious, high pitched, has a loose structure, effective dynamics, rich texture etc.



Examples of tools

Tools

★ Music Source

- Google Play Music
- Groove shark
- Youtube

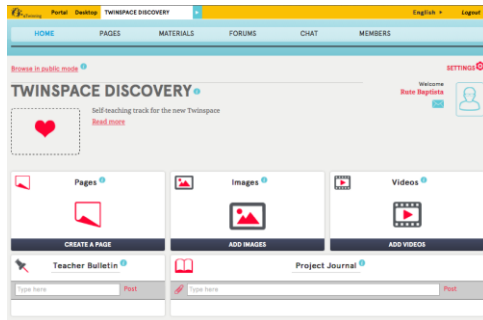
★ Audio

- Audacity
- <http://audioboom.com>

★ Video

- <http://www.magisto.com>

Other Tools to share and work together



★ eTwinning new twinspace

- Pages
- Videos
- Images

★ Web 2.0

- Glogster
- Padlet
- Mural.ly
- Google drive

Now it's your turn

- ★ Create a collaborative activity that includes music and at least 3 other subjects:
 - Theme & Work process
 - Who is involved (school subjects)
 - Age of students
 - Tools